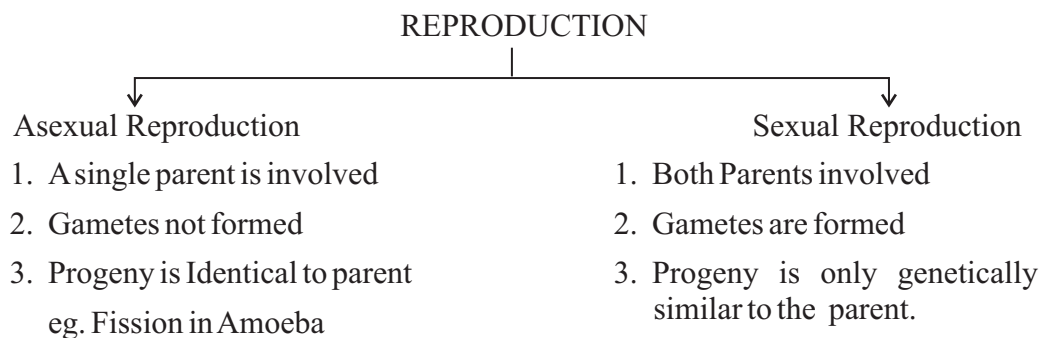


## CHAPTER – 8

# How do Organisms Reproduce

- Reproduction is the process by which living organisms produce new individuals similar to themselves.
- Reproduction ensured continuity of life on earth.
- Reproduction - A bridge to hereditary transmission.
- It involves continuation of characters from the parents to daughter cells by **Copying of DNA** (Deoxyribose Nucleic Acid) molecules present in the chromosomes of the cell.
- Copying of DNAs is also not a foolproof exercise, even minute changes bring about **Variation** in the blue print of the offsprings.
- The useful variations are retained while the harmful one does not go beyond.
- Actually variations help the species to withstand drastic environmental changes, thus save the species from becoming extinct and promotes its survival for a longer time.
- This inbuilt tendency of variation is the "fuel" for Evolution.



- Asexual Reproduction is extremely useful as a mean of rapid multiplication. It is common in lower plants and animals.
- Different form of Asexual Reproduction.  
**1. FISSION** : the parent cell divides/splits into two daughter cell-Binary Fission; splits into many cells-multiple Fission

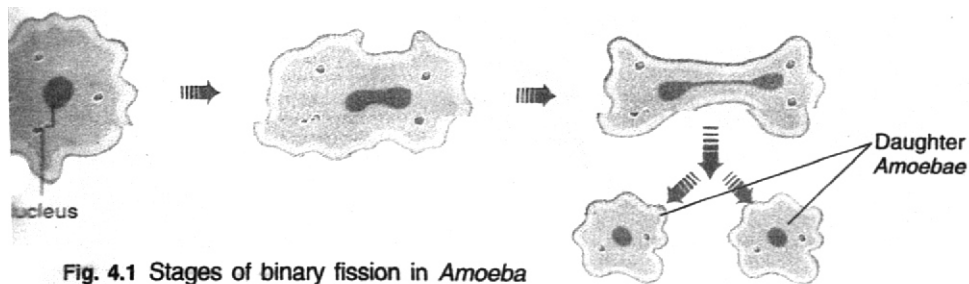


Fig. 4.1 Stages of binary fission in *Amoeba*

**2. BUDDING :** A new organism is produced as an outgrowth of the parent body part.

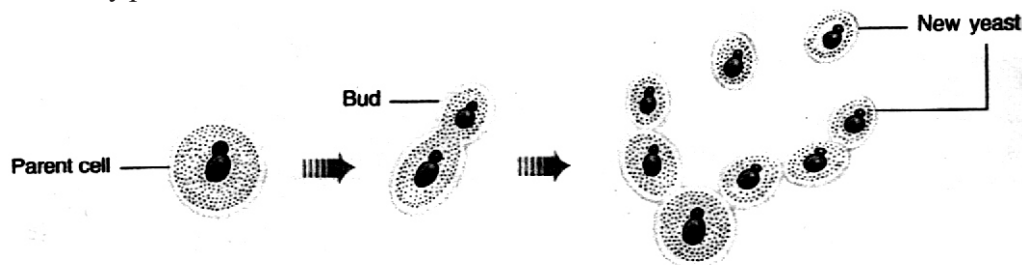
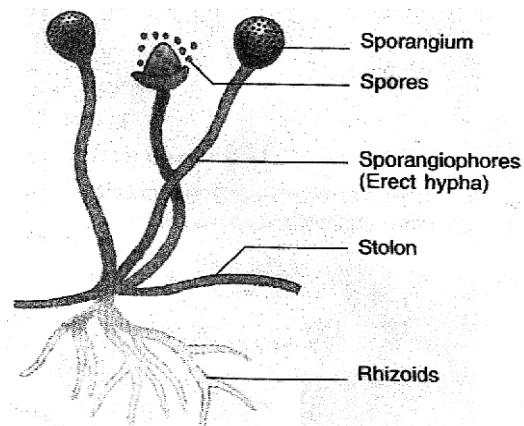


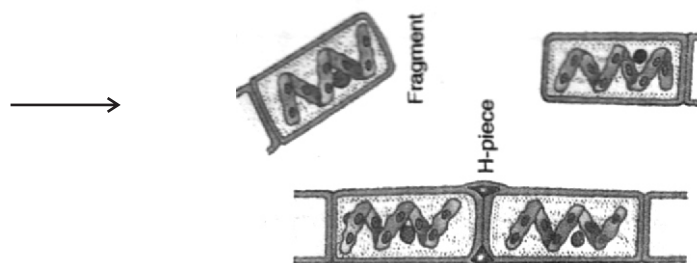
Fig. 4.4 Budding in yeast

**3. Spore Formation :** Spores are small, bulb like structure develops at the top of the erect hyphae of the fungus plant, released into the air and germinate, into new individuals after landing into food or soil.

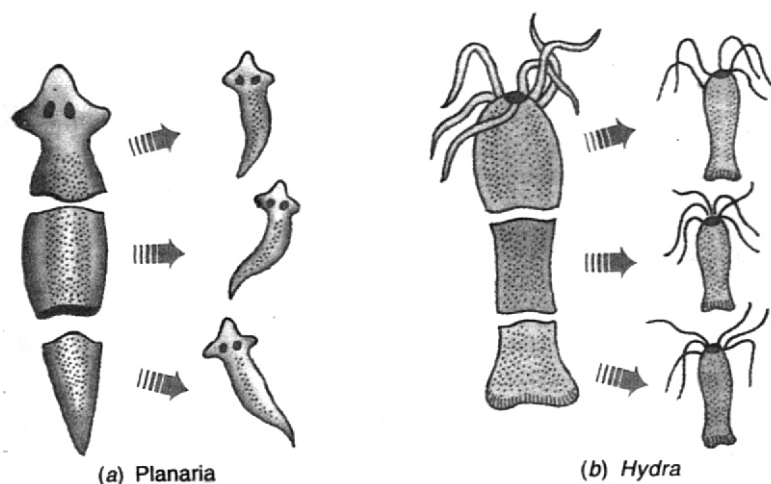


**4. FRAGMENTATION :** It is the accidental process when the broken pieces of an organism (fragments) grows into a complete organism.

eg. fragmentation in  
spirogyra



**5. REGENERATION :** When the simple animals like Hydra Planaria develop a new individual from their broken older part it is known as regeneration. It is carried out by specialised cells which grow large numbers of cells.



### VEGETATIVE PROPAGATION :

A mode of reproduction in which part like the stem, root, leaves develop into new plant under favourable conditions.

#### Benefits

1. Plants can bear flowers, fruits earlier than those produced from seeds.
2. Growing Banana, orange, rose, jasmine that have lost the capacity to produce seeds.
3. Genetical similarity is maintained in the plants.  
eg. Sugarcane, rose, grapes by layering or grafting.

### SEXUAL REPRODUCTION

When reproduction takes place as a result of fusion between two gametes, one from each parent, it is called sexual reproduction.

- This process of fusion between two gametes is called fertilization.
- The formation of gametes involves exchange of chromosomal (genetic) fragments between homologous chromosomes causing genetic recombination which leads to variation.

### SEXUAL REPRODUCTION IN PLANTS

It occurs mostly in flowering plants. In fact flowers are the reproductive organ of plants.

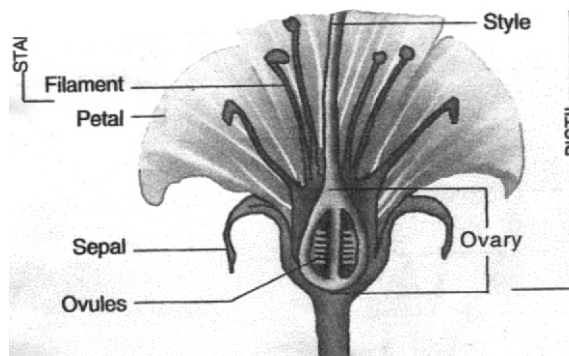
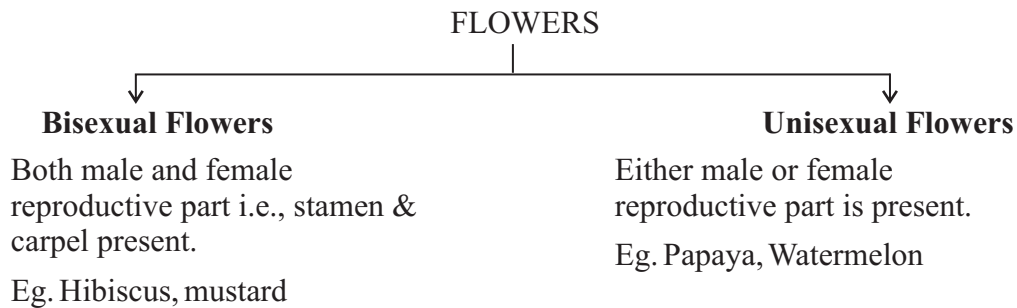
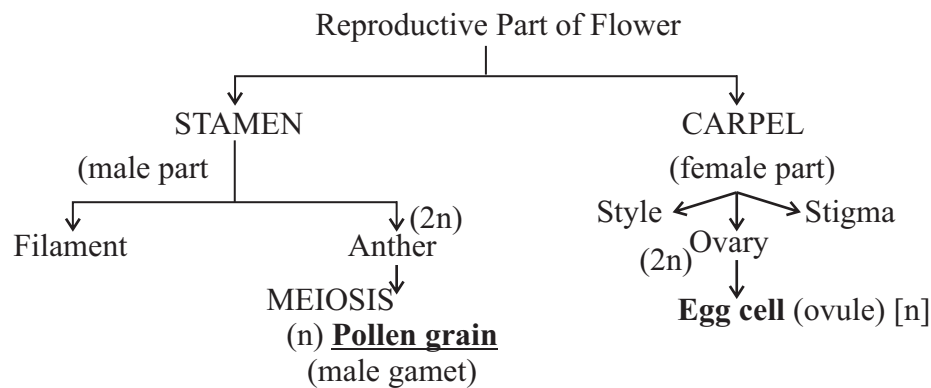


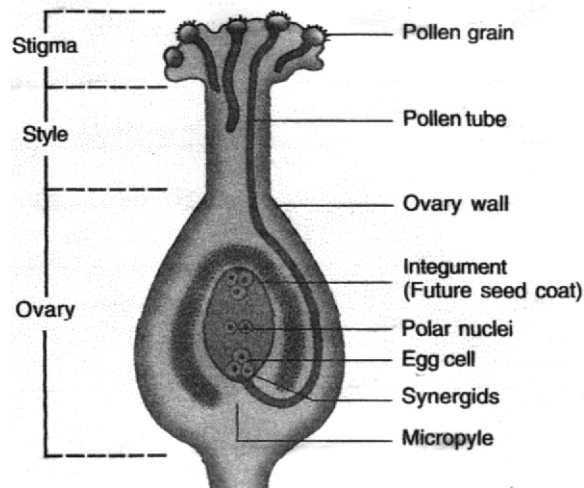
Fig. 4.16 Structure of a flower

A typical flower consists of four main whorls namely calyx (sepals), Corolla (Petals), Androecium (Stamens) and Gynoecium (Carpels).



- Pollen grains of a flower transfer to stigma of the carpel of the same flower (**Self-Pollination**) or to the carpel of the another flower (**Cross-Pollination**).
- This transfer of pollens is achieved by agent like wind, water or animals.
- After Pollination, the pollen grains reach to the egg cell in the form of a pollen tube.

- **Fertilization** : The fusion between the pollen grain and female egg cell. It occurs inside the ovary. Zygote is produced in this process.



- Zygote divides several times to form an embryo within the ovule. The ovule develops a tough coat and is converted **into a seed**.
- Ovary grows rapidly and **ripens to forms a fruit**, while the seed contains the future plant or embryo which develops into a seedling under suitable condition. This process is known as **Germination**.

### REPRODUCTION IN HUMAN BEINGS

- Humans use a **Sexual Mode** of reproduction.
- It needs **sexual maturation** which includes creation of the germ cells ie, egg (ova) in the female and sperm in the male partner & this period of sexual maturation is called **Puberty**.
- Human beings have a well developed male and female reproductive system.
- The formation of male germ cell (sperms) takes place in the testes (male reproductive organ)
- Actually a pair of testes are located inside scrotum situated outside the abdominal cavity. It is meant to keep relatively a low temperature needed for the production of sperms by testes.
- Moreover testes release a male sex hormone called **testosterone** whose function is to:
  1. Regulate the production of sperm
  2. Brings about changes in appearance seen in boys at the time of puberty.

- The sperms along with the secretion of prostate gland and seminal vesicle, together constitute semen, which is released and made to enter into the female genital tract during **Copulation**.

### FEMALE REPRODUCTIVE SYSTEM

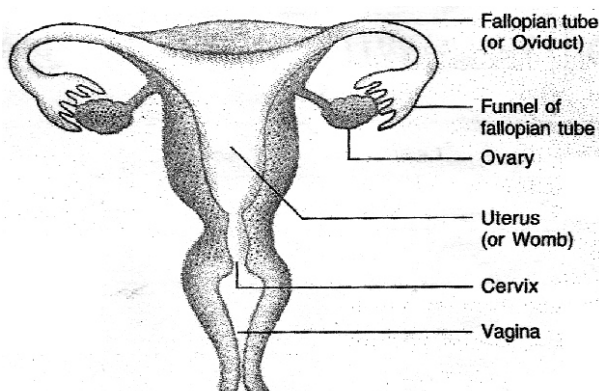


Fig. 4.23 The female reproductive organs.

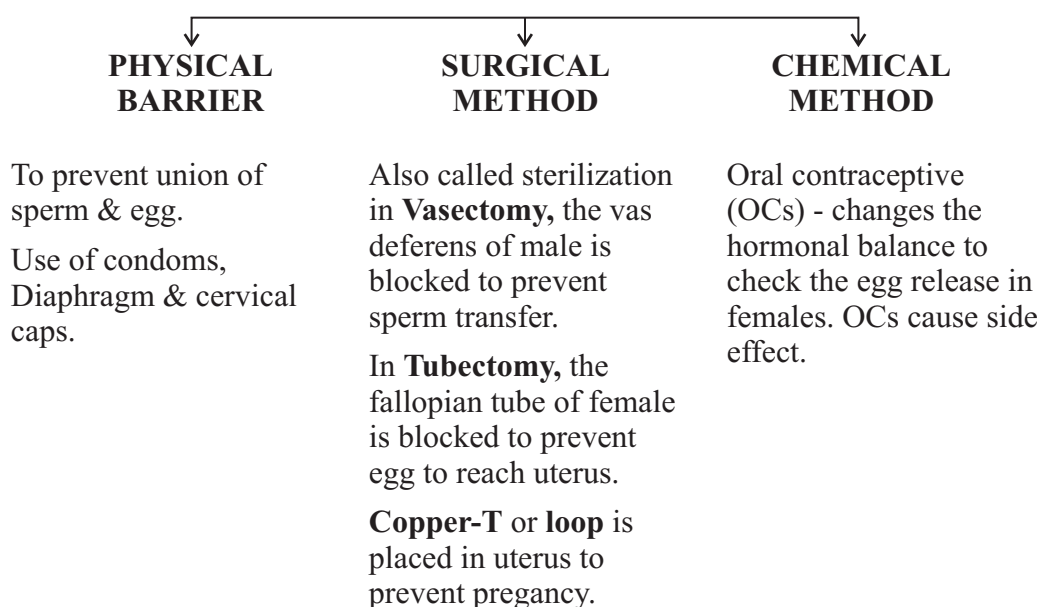
- The female germ cells or eggs are made in the ovaries, a pair of which is located in both side of abdomen.
- When a girl is born, the ovaries already contain thousands of immature eggs.
- At the puberty, some of these Eggs start maturing. One egg is produced every month by one of the ovaries.
- The Egg is carried from the ovary to the womb through a fallopian tube. These two fallopian tube unite into an elastic bag like structure known as Uterus.
- The Uterus opens into the vagina through the cervix.
- Fertilization occurs in the fallopian tube of female genital tract.
- The fertilized egg also called zygote ( $2n$ ) gets **implanted** in the lining of the Uterus, and start dividing. Actually uterus is richly supplied with blood to nourish the growing embryo. If zygote is not formed, the inner wall of uterus breaks which causes bleeding through vagina. This process is called **MENSTRUATION**. It occurs at a regular interval of 28 days.
- The Embryo gets nutrition from the mother's blood with the help of a special tissue called **PLACENTA**. It provides a large surface area for glucose and oxygen to pass from the mother to the embryo. Similarly the wastes from developing embryo are removed to mother's blood through placenta.
- The child is born as a result of rhythmic contractions of the muscles in the uterus. after Nine months (36 weeks) of development inside mother's womb. It is also called **Gestation Period**.

The sexual cycle in a woman continues upto the age of 45 to 50 years. After that the ovary do not release egg. This stage is called **Menopause**. It a also marks the end of menstruation in the woman.

### REPRODUCTIVE HEALTH

- Reproductive Health means a total well-being in all aspects of reproductive, ie., physical emotional, social and behavioural.
- **Contraception** : It is the avoidance of pregnancy. It can be achieved by

#### Methods of contraception



- Healthy society needs a balanced sex ratio that can be achieved by educating the people to avoid malpractices like female foeticide & pre-natal sex determination.

#### Sexually Transmitted Disease (STDs)



STDs are communicated during unsafe sexual contact.

## **EXERCISE**

### **(Question Bank)**

1. Where is the DNA present in the cell?
2. What is bisexual/hermaphrodite?
3. Write suitable condition necessary for seed germination.
4. Write the function of the secretion of seminal vesicle and prostate gland.
5. Name the part of female body in which the egg is fertilized.
6. Name the chemical method to prevent the pregnancy.

#### **2 Marks**

7. What is importance of DNA copying in reproduction.
8. Why is variation beneficial to the species but not necessarily for the individual?
9. Why is vegetative propagation practised for growing some types of plants?
10. Name any two STDs. What measures can you suggest to prevent them.
11. Distinguish between male & female gamete.
12. Write two important function of testosterone.
13. What is placenta. Also write its two functions?
14. Draw a well labelled diagram of human female reproductive system. Explain the menstrual cycle of female.
15. Draw a labelled diagram to explain the fertilization in the higher plant.